
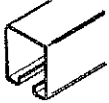





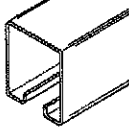

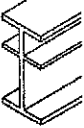




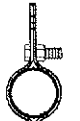
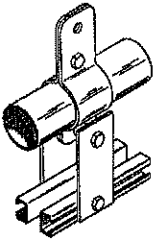
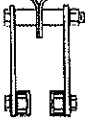




CURTAIN TRACK SELECTION GUIDE

| Model No. | Cross Section | Isometric View | Recommended Working Load*1 | Support Spacing*2 | Carrier Length*3 | Estimated Shipping Weight | Usage | Page No. |
|--------------------------|--|---|----------------------------|-------------------|----------------------------------|---------------------------|---|----------|
| | | | per carrier | feet | inches | lb/ft | | |
| 101 116 |  1-3/4"W x 2"H |  | 3 5 | 5-7 | 1-1/4 | 2.5 | Standard-duty straight track for curtains up to 40 feet.* Can be walk-along or cord operated. <small>*overall curtain width</small> | 4-7 |
| 201 221 |  1-3/4"W x 2"H |  | 5 4 | 5-7 | 1-3/4 1-1/4 | 3 | Black finished, medium-duty straight track for curtains up to 48 feet.* Can be walk-along or cord operated. | 8-11 |
| 301 316 328 |  1"W x 2-1/2"H |  | 5 7 7 | 4-5 | 1-5/16 | 2 | Standard-duty curved or straight track for curtains up to 60 feet.* Can be walk-along or cord operated. Cord operated tracks cannot be reverse curved. Ideal for TV studios or stage use. | 12-17 |
| 401 416 418 428 |  2-5/8"W x 2-3/4"H |  | 6 25 25 15 | 3.5-8 | 1-3/4 2-1/8 2-1/8 2-1/8 | 4.5 | Model 401 straight track for curtains up to 60 feet.* Can be walk-along or cord operated. Model Nos. 416, 418, and 428 for curtains of almost any length. | 18-25 |
| 501 516 |  1-5/8"W x 3-1/4"H |  | 25 25 | 2.5-6 | 2-3/8 | 4.5 | Heavy-duty curved or straight track for curtains of almost any length. Can be reverse curved for walk-along or cord operated use. Ideal for TV studios, stage, and auditorium dividers. | 26-31 |
| 601 616 628 |  1"W x 3-3/8"H |  | 5 7 7 | 4-5 | 1-5/16 | 2 | Medium-duty curved or straight track for curtains up to 60 feet.* Walk-along or cord operated. Cord operated tracks cannot be reversed curved. | 32-35 |
| 701 716 728 |  5/8"W x 1-11/16"H |  | 2 4 4 | 3-5 | 1-1/16 | 1 | Light-duty curved or straight track for curtains up to 40 feet.* Walk-along use only. | 36-37 |
| 818 |  |  | 25 | 5-8 | 2-1/8 | 5 | Heavy-duty curved or straight track for TV studios. Available in single and double configurations for walk-along use only. | 38 |
| 1018 |  3-1/4"W x 9-3/8"H | | 25 | 5-8 | 2-1/4 | 5.5 | Heavy-duty, exceptionally quiet straight track for professional theatre and TV studio use. Cord operated only. | 39-41 |

*1 Recommended working load per carrier for cord operated tracks. Total weight of drapery, track length, and model used will determine ease of operation of the track system. Curtain weight per carrier is based upon a typical spacing of 12" on center across the top of the curtain.

*2 Recommended distance between track hangers. Hanger spacing dependent on carrier load, see pages 62-63. Track hangers must be supported from overhead structure by appropriate means.

*3 Per carrier. To determine stacking space, see explanation next page.